

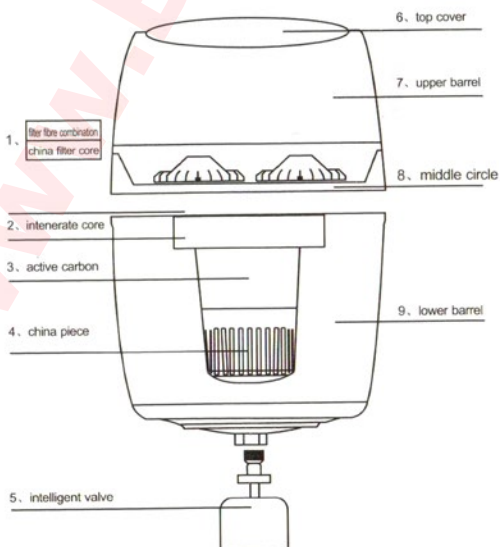
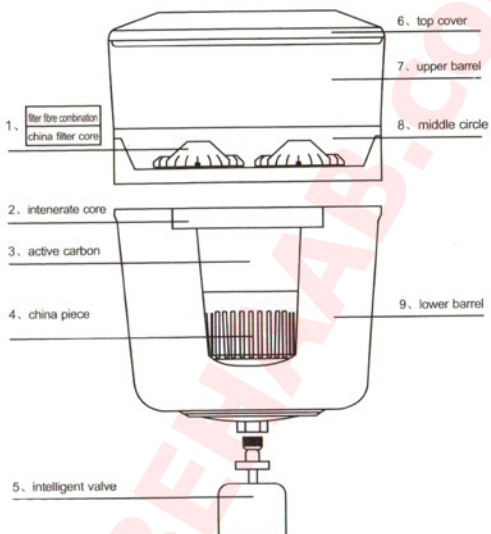
# WATER PURIFIER





www.ghaab.com

# 1、 illustration of product structure

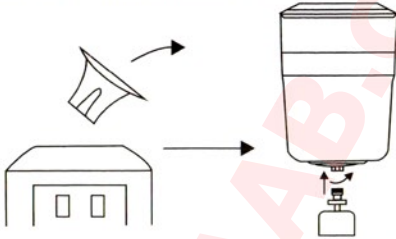


## 2、 Open the box and wash

Please open the packing box then check the spare parts in accordance with the illustration of product structure take the intelligent valve, intenerated core and active carbon out from the water purifier wash these parts with slow tap water. The inside of lower barrel should also washed by tap water.

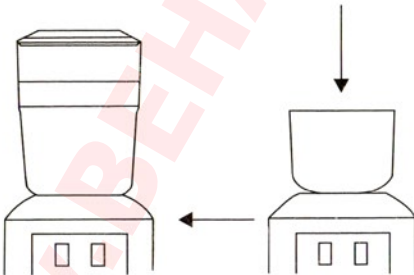
Note: There is no need to wash the upper barrel.

## 3、 Install the water purifier



Take the smart device out from the water dispenser

install the intelligent valve under the seat of intelligent valve



Put the combination of upper barrel on the lower barrel. It will start filtering the water after pouring water.

Note: Please drain 2.5kgs filtered water out when filtered at the first time

Put the lower barrel fixed with intelligent valve on the water dispenser

## 4、 Notes:

- ◇ The water purifier should put on the place without the direct sunshine.
- ◇ The filter core should dip in the water for about 10 minutes before filtering.
- ◇ The source of this water purifier is: tap water.

Note: It will influence the using life if the quality of water is too bad.

To avoid the join place between the two barrel leaking, Please do not pour water into the upper barrel when the lower barrel is filled by water.

## 5、 Wash and replace time

Multilayer filter fibre: Please replace or wash the multilayer filter fibre if the water is filtered slower or no water is filtered.(Please see the instruction of filter fibre)

Intenerate core: The rebirth period is five to eight months. please do as follows to rebirth the intenerate core: put the intenerate core in the 10% salt water, and turn it for several times. Make sure the liquor and cation contact adequately. Take the intenerate core out after filled in the water for ten minutes, and clean it with tap water, Please cycled the above steps for 3-4 times. It has to be replaced after the intenerate core rebirthed for 4-5 times, because much intenerate function can not resumed.

Active carbon: When the water taste bad, please wash it as following way: wash the obvers with biger tap water current, and also wash the reverse, then shack it up and down. at full tilt. Please cycled for several times. It has to be replaced after it have filter 7000-8000L water, because it has lost the filter function and can not resumed.

China core: The water will be slow though it or there have yellow contamination on it after filter about 600-800L water, please wash it as follows: brush the contamination in water, then burnish on its surface with special paper.It can be reused after washing again in water. Usually it has to be replaced after burnish for 10 times which will influence the water.

### Notes:

If there have deposition in cup after pouring the source for a time, this certify the source is too dirty. So we should shorten the wash and replace time of china core. If the vessel is dirty after heating the source or the rigidity test report excess 40Dml/l, this certify the source is too rigid. We should shorten the rebirth and replace time of intenerate. If the source has smell or has color it will influence the using life of active carbon.

## 6、 Deal with malfunction

	malfunction phenomena and possible reason	deal way
leakage	(1)middle part of water purifier leakage (2)flume of water dispenser is too narrow (3)something on top silica gel of intelligent valve	do not add water when the lower barrel is full change water dispenser or water purifier wash the top of silica gel
temperature change	(1)the hole of return gas in water dispenser is too low (2)the water dispenser has trouble	change water dispenser or water purifier repair or change water dispenser

No water flow out	(1) the upper barrel has water but the lower one hasn't	change or wash multilayer fibre (please see the instruction of replacing filter fibre)
-------------------	---	--

**Note:** please contact native office if the above way can not settle the questions.

## 7、 guarantee scope

1. take the guarantee card with you when to repair the product
- 2.the free gurantee time is 1 year base on the invoice since the purchase date
3. guarantee is limited to usual condition, is not fit to accident or breakage by man, such as: breakage caused by not using as the right practice; breakage caused by flood or fire such force majeure. The breakage caused by transport or other accident, or was repaired by other no-authorization professional institution isn't belong to this guarantee scope either.

## Guarantee card

User name		telephone :	
Address		post code	
Product model			
Purchase date			
Purchase address			
Repair date	malfunction parts		